



PRODUCT CATALOGUE FOR
LOAD MOMENT INDICATOR
(About, Offerings and Capabilities)

Company Introduction

Incepted in the year 2011 in Delhi, India, Saras Equipments Private Limited is an ISO 9001:2015 certified organization and a distinguished manufacturer, supplier, and service provider of advanced load indication and measurement solutions. With a strong focus on quality, innovation, and safety, we serve a wide range of clients across the construction, infrastructure, and manufacturing industries.

Our comprehensive product portfolio includes Automatic Safe Load Indicators (SLI) and components, Load Moment Indicators (LMI), Digital Indicators, Universal Testing Machines, Impact Testing Machines, Torsion Testing Machines, Shear Beam Load Cells, Shank Hooks, and other precision-engineered safety and measurement products. In addition to manufacturing, we specialize in customized software development, system integration, calibration, commissioning, and technical support tailored to specific customer requirements.

Backed by years of industry experience, we are committed to delivering reliable, accurate, and durable solutions that meet international safety and performance standards. Our organization follows world-class quality management practices, supported by a fully integrated solution approach, stringent process controls, and continuous improvement across all operations.

We, Saras Equipments Private Limited, draw our strength from an experienced and skill-based technical workforce comprising trained engineers and professionals who ensure efficient installation, testing, commissioning, and reliable after-sales support. We continuously invest in advanced technology, robust infrastructure, and ongoing training to deliver innovative products and dependable services that enhance operational safety, efficiency, and regulatory compliance for our customers.

Driven by a commitment to excellence and customer satisfaction, we strive to be a trusted partner in load monitoring, safety, and measurement solutions, delivering value through quality, integrity, and technical expertise.

LOAD MOMENT INDICATOR

Load Moment Indicator (LMI) Displays are specifically designed for manlifts and aerial work platforms, providing real-time monitoring of load conditions to prevent overloading and enhance operator safety during elevated operations. Engineered for high accuracy, durability, and ease of operation, our LMI systems ensure reliable performance even in demanding working environments. Manufactured using high-grade materials and advanced technology at our state-of-the-art facility, each unit is built to meet stringent quality and safety standards.

Solutions Range Includes:

Aerial Work Platforms & Boom Lifts

- Boom Lift
- Mounted Spider Boom Lift
- Knuckle Boom Lift
- Telescopic Boom Lift
- Rough Terrain Boom Lift
- Truck-Mounted Boom Lift
- Cherry Picker

Scissor Lifts

- Electric Double Scissor Lift
- Cherry Picker Scissor Lift

Material Handling Equipment

- Platform Forklift
- Suspended & Vertical Access Solutions
- Wire Rope Suspended Platform
- Industrial Passenger Lift



Products Information

The display of the Load Moment Indicator (LMI) provides real-time information on critical crane operating parameters, including actual load, rated load, and load percentage. It allowing operators to accurately assess lifting conditions at all times. The display clearly indicates safe and overload operating conditions and activates both visual and audible warnings during overload situations. Designed with a user-friendly interface and a high-visibility screen, the LMI display ensures clear readability in all lighting environments. By enabling precise monitoring and timely alerts, it significantly enhances crane safety, helps prevent overloading accidents, and supports accurate and efficient crane operation.



LMI-01
DISPLAY

Key Features:

- Real-Time Load Monitoring & Display:
- Accurately measures the actual load and displays it digitally for continuous operator awareness.
- Safety Alerts:
- Provides audible alarms and relay-based warnings during overload or unsafe operating conditions.
- High-Precision Sensors:
- Equipped with calibrated load cells and angle sensors to detect load variations with high accuracy (error $\leq \pm 3\%$).
- Configurable Cut-Off Relays:
- Automatically restricts crane or platform operations via relay activation when unsafe load thresholds (100% or above) are reached.
- Robust & Reliable Design:
- Designed for outdoor use with dust-proof construction, high durability, and lightweight housing for long-term performance.

Benefits:

- Enhances Site Safety: Prevents overloads and instability during platform operation, ensuring safer working conditions.
- Improves Operational Reliability: Reduces the risk of equipment damage and unplanned downtime through controlled load management.
- Supports Safety Compliance: Helps meet applicable safety standards and regulations while minimizing operational and liability risks.

Provided Parameters

- Actual Load
- Over Load
- Alarm
- Relay Cut Off (NO/NC, Common)
- Easy To Calibrate
- We Can Set Overload Anywhere (By User)
- Overload Alert (Visual, Audible, Physical Cut Off)
- Unsafe Condition (Visual, Audible, Physical Cut Off)



Technical Specifications & Features

- Annunciation:- Audio-visual warnings for approach to limit, overload conditions, and motion cut-off
- Load Output: Analog output available for load indication and interfacing
- Relay Working Voltage:
 1. NO/NC Contacts: 110–240 VAC (30A)
 2. DC Supply: 12–24 VDC (30A)
- Operating Temperature: 0°C to 60°C
- Storage Temperature: -20°C to 80°C
- System Accuracy: $\pm 2\%$ or better

Lift Capacity Range:

- Up to 10,000 kg with 10 kg resolution
- Up to 120,000 kg with 100 kg resolution
- Load Measurement: High-accuracy load cell based measurement system

Build & Reliability:

- High reliability and long service life
- Flash-proof and dust-proof construction
- Lightweight yet highly durable
- Rugged design suitable for outdoor duty

Alert & Alarm Conditions:

- Visual and audible alerts for critical operating parameters
- Display Box Dimensions (L × H × W):
 - 135 × 55 × 100 mm

Load Cells for Boom Lift, Manlift, and Scissor Lift


We, Saras Equipments Pvt. Ltd., we design and manufacture high-precision load cells specifically engineered for lifting platforms such as Boom Lifts, Manlifts, and Scissor Lifts. These load cells play a critical role in enhancing operator safety, equipment performance, and compliance with safety standards.

Applications:

- Boom Lifts: Detects overload conditions and prevents unsafe lifting operations.
- Manlifts: Continuously monitors load to ensure safe operation at elevated heights.
- Scissor Lifts: Controls and limits platform load for stable, secure, and reliable operation.

Key Features:

- Capacity: 500 kg standard capacity (custom options available)
- High Accuracy: Ensures precise load measurement with real-time weight feedback
- Robust Build: Constructed using industrial-grade materials for long-lasting and reliable performance
- Compact Design: Space-saving design for easy integration into confined areas within lift mechanisms



Load cell 500 KG


Load Moment Indicator for Wire Rope Suspended Platforms

Our Load Moment Indicator (LMI) system is specifically designed for wire rope suspended platforms, commonly used in high-rise façade work, painting, inspection, and maintenance activities. The system enhances operator safety by continuously monitoring real-time load conditions and providing timely alerts in the event of overload or unsafe operating situations, ensuring safe and reliable platform operation.

L-Type Load cell

Specially designed for Wire Rope Suspended Platforms, this load cell monitors the load on the ropes to prevent overloading and imbalance.

All our load cells are manufactured with premium materials, tested under strict quality controls, and customizable to fit specific project requirements.



BOOM LIFT LOAD MOMENT INDICATOR SYSTEM




Display LMI-01



Load Cell

PASSENGER LIFT LOAD MOMENT INDICATOR SYSTEM



Display LMI-01

Load Cell

WIRE ROPE SUSPENDED PLATFORM LOAD MOMENT INDICATOR SYSTEM



Display LMI-01

L Type Load Cell

Technical Specification – L Type Load Cell

- Type: L Type Load Cell
- Rated Capacity: 500 kg (standard); higher capacities available on request
- Accuracy Class: $\pm 0.5\%$ of Full Scale (FS)
- Excitation Voltage: 5–12 V DC
- Maximum Excitation: 15 V DC
- Safe Overload: 100% of rated capacity
- Ultimate Overload: 100% of rated capacity
- Construction Material: Alloy steel / Stainless steel
- Ingress Protection: IP65 (higher IP rating optional)
- Operating Temperature: -10°C to $+60^{\circ}\text{C}$
- Compensated Temperature Range: -10°C to $+50^{\circ}\text{C}$
- Mounting Type: Bolt-on
- Application: Wire Rope Suspended Platform, Cranes, hoists, lifts, Load Moment Indicator (LMI) systems

We have large number of satisfied client list there are some :-



Our Exports Customer



(An ISO certified 9001:2015)

D1/15, Naresh Park Extension, Nangloi, Delhi-110041

Mail us at: sarasequipments@gmail.com

Visit us at: www.sarasequipments.com